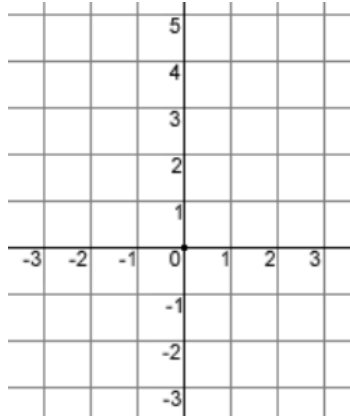


Plotting Linear Graphs Homework

1) On the graph plot:

a) $x = 1$

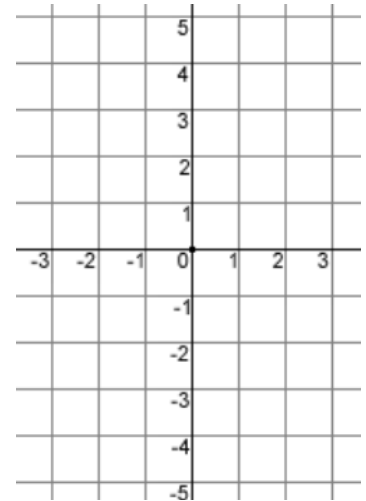


b) $y = -2$

c) $y = 2.5$


2) Plot $y = 2x - 2$

x	y



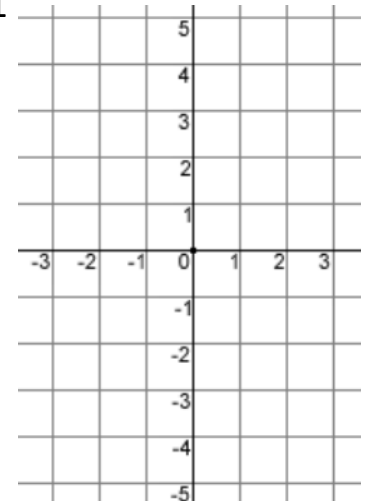
3) Plot $x + y = 6$

x	y



4) Plot $y = 0.5x + 1$

x	y



Copyright © 2021: www.mathscloud.co.uk

Mark:

Grade:

I did well at:

To Improve I need to:

Try: