

Plotting Quadratic Graphs Assessment

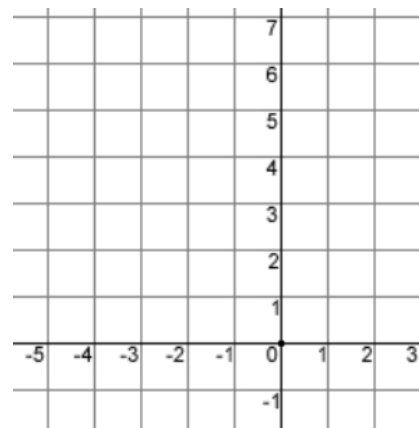
1a)

x	-4	-3	-2	-1	0	1
y						

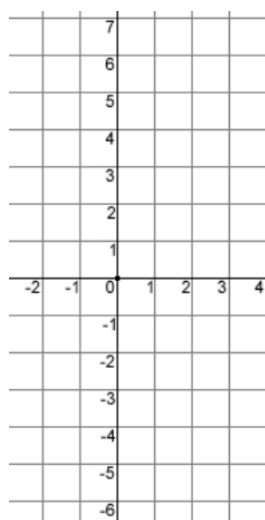
b)

x	-2	-1	0	1	2	3
y						

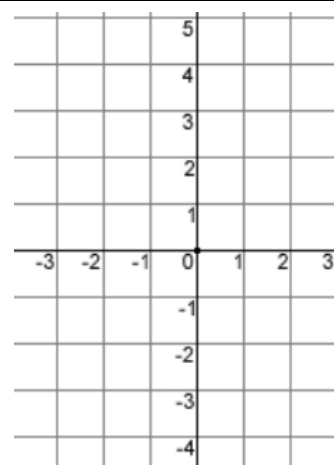
2)



3)



4)



Mark:

Grade:

I did well at:

To Improve I need to:

Try: